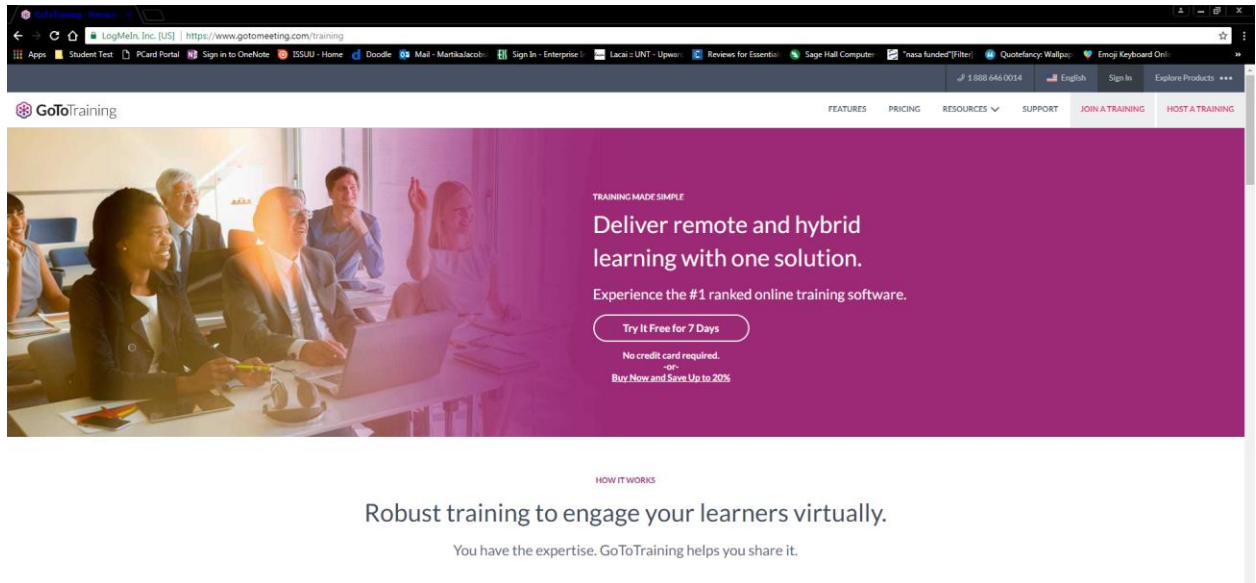
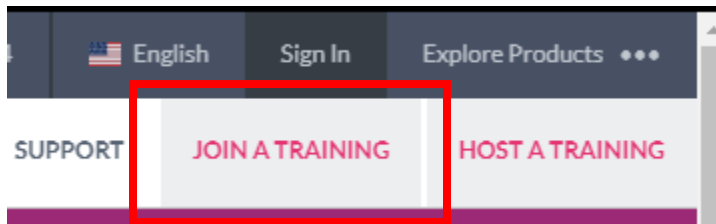


# Online Tutoring Guide

1. Go to <https://www.gotomeeting.com/training>



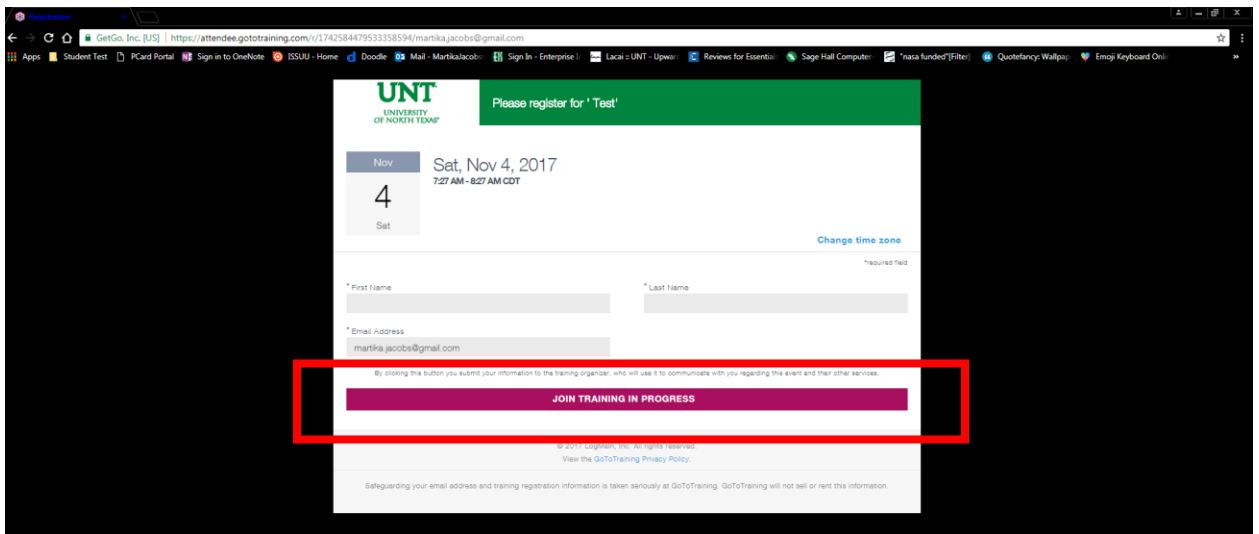
2. Click "Join A Training" in the top right corner.



3. Type in the 9-digit ID for your tutoring session (ID can be found on the TRIO Upward Bound website, if not, email/text Martika) and your email address. Make sure you are using the same email you registered with.

A screenshot of the "Join a Class" form on the GoToTraining website. The form is set against a purple background. At the top, it says "Join a Class (Enter numbers only)". Below this are two input fields: "9-digit ID" and "Email Address". To the right of these fields is a white "Join" button with a purple outline.

4. Once you have entered in your 9-digit ID and email your screen should look like this:



5. Fill in the first name and last name section and then click “Join Training in Progress”

6. You are now participating in online tutoring!

TRIO Upward Bound Website:

<http://trio.unt.edu/ub/current-students>

*If you need assistances at any time please feel free to contact Martika via email or text.*